

WhisperFlo^{XF}

High Performance Pump

by Pentair Pool Products®



Introducing *The most energy-efficient pump in its class*



All new, *from the inside out*

NEW upgraded dual-compartment motor
allows simpler electrical installation

Diamond seals made of
oxidation-resistant EPDM
rubber for longer-lasting,
leak-resistant performance




Now there's a pool pump for demanding high-capacity applications that's energy-efficient, whisper-quiet and dependable: the new WhisperFlo**XF**[™] high performance pump.

Driven by new ideas

Our engineers left the old assumptions behind. Calling on the latest computer-aided engineering tools, they developed a proprietary design that was completely rethought from the inside out. They achieved a level of streamlined fluid flow and precision manufacturing that simply wasn't possible in the past. And when their work was done, they had created the all-new WhisperFlo**XF** high performance pump—the most energy-efficient pump ever offered in its class.

The power to do more

The new WhisperFlo**XF** pump is the most efficient, technologically advanced WhisperFlo[®] pump we have ever manufactured. With outstanding performance from both a maximum-flow and mean-flow perspective, it's an ideal choice for commercial pools, as well as residential pools with waterfalls, slides and other water features.



Extra-large basket needs less emptying; smooth surface allows easy debris removal



Proprietary hydraulic isolator satisfies the competing priorities of smooth priming and optimally efficient operation



NEW union connectors included—connects directly to 2.5" or 3" plumbing

High capacity meets high efficiency


With half a century's worth of dependable service to their credit, Pentair Water Pool and Spa[®] ("Pentair") pumps have been the first choice for over two million pool owners. Now the new WhisperFlo**XF** high performance pump—the most powerful and energy-efficient WhisperFlo pump in Pentair history—continues the tradition of installer-friendly design and hassle-free service life.

- New union connectors included—connects directly to 2.5" or 3" plumbing.
- Drop-in replacement for all WhisperFlo models. Simple replacement for Challenger[®] pumps.*
- See-through lid makes basket inspection fast and easy.
- User-friendly Cam and Ramp[™] lid removes easily and locks in place quickly with a quarter-turn.
- External port threads and included tool-free unions require only hand tightening for a perfect fit.
- Easy-carry handle is a back-saver at the equipment pad.

*Riser base required for Challenger replacements—Part # 400012 available separately.

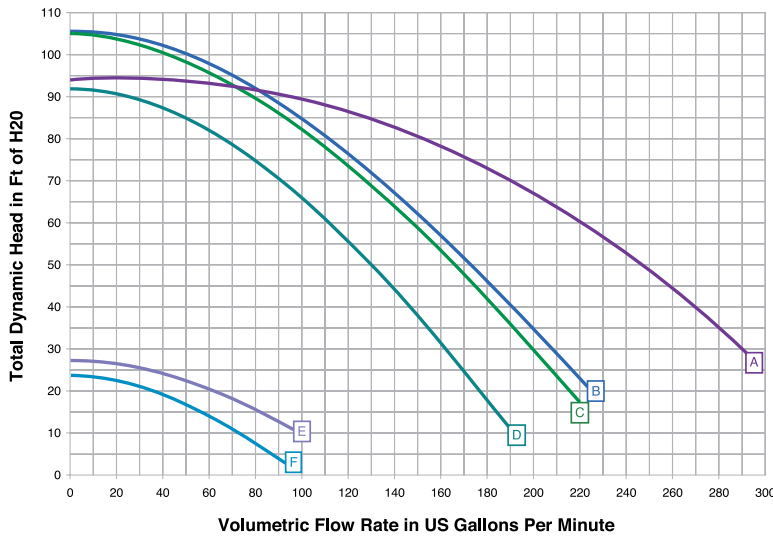
WhisperFlo^{XF}

High Performance Pump



- Cam and Ramp™ lid makes inspection and cleaning simple and quick
- Built-in handle for easy installation
- New 2.5" or 3" union connectors included
- Oversized strainer basket extends time between cleanings

Performance Curves



Performance Curve	Model	Description
A	XFE-20	5 HP, High Efficiency
A	XFJ-20	5 HP, 3-Phase, ODP Motor
A	XFK-20	5 HP, 3-Phase, TEFC Motor
B	XFE-12	3 HP, High Efficiency
C	XF-12	3 HP, Standard Efficiency
B,E	XFDS-12	3 HP, 2-Speed
B	XFJ-12	3 HP, 3-Phase, ODP Motor
B	XFK-12	3 HP, 3-Phase, TEFC Motor
D	XFE-8	2 HP, High Efficiency
D	XF-8	2 HP, Standard Efficiency
D,F	XFDS-8	2 HP, 2-Speed
D	XFE-30	2.5 HP, High Efficiency, Uprated
D	XF-30	2.5 HP, Standard Efficiency, Uprated
D,F	XFDS-30	2.5 HP, 2-Speed, Uprated
D	XFJ-8	2 HP, 3-Phase, ODP Motor
D	XFK-8	2 HP, 3-Phase, TEFC Motor

Available from:



Because *reliability* matters most®

www.pentairpool.com

Phone: 800-831-7133

[pumps](#) / [filters](#) / [heaters](#) / [heat pumps](#) / [automation](#) / [lighting](#) / [cleaners](#) / [sanitizers](#) / [water features](#) / [maintenance products](#)